





## Global Iron & Steel Prices Snapshot



## Global Iron & Steel Prices Snapshot

Particulars	2023											
	Jan	Feb	Mar	Apr	May	Jun	Jul	Aug	Sep	Oct	Nov	Dec
Iron Ore Fines, CFR China	\$123	\$126	\$127	\$117	\$105	\$112	\$112	\$109	\$121	\$119	\$130	\$136
Coking Coal, Premium HCC, CFR India	\$328	\$382	\$362	\$290	\$246	\$244	\$244	\$267	\$318	\$365	\$339	\$344
HMS (80:20) Scrap, CFR Turkey	\$412	\$429	\$453	\$428	\$381	\$384	\$363	\$363	\$375	\$361	\$381	\$420
HRC, FOB India	\$644	\$710	\$712	\$695	\$599	\$568	\$570	\$572	\$580	Indian Mills put HRC export offers on hold		
HRC, FOB China	\$636	\$666	\$693	\$656	\$567	\$554	\$563	\$566	\$556	\$532	\$553	\$575
HRC, FOB Japan	\$632	\$666	\$698	\$685	\$609	\$580	\$575	\$592	\$585	\$575	\$580	\$603
Billet, FOB Black Sea	\$537	\$557	\$602	\$559	\$533	\$516	\$471	\$450	\$476	\$480	\$485	\$509
Rebar, FOB Turkey	\$708	\$718	\$744	\$683	\$636	\$630	\$589	\$572	\$575	\$563	\$571	\$604

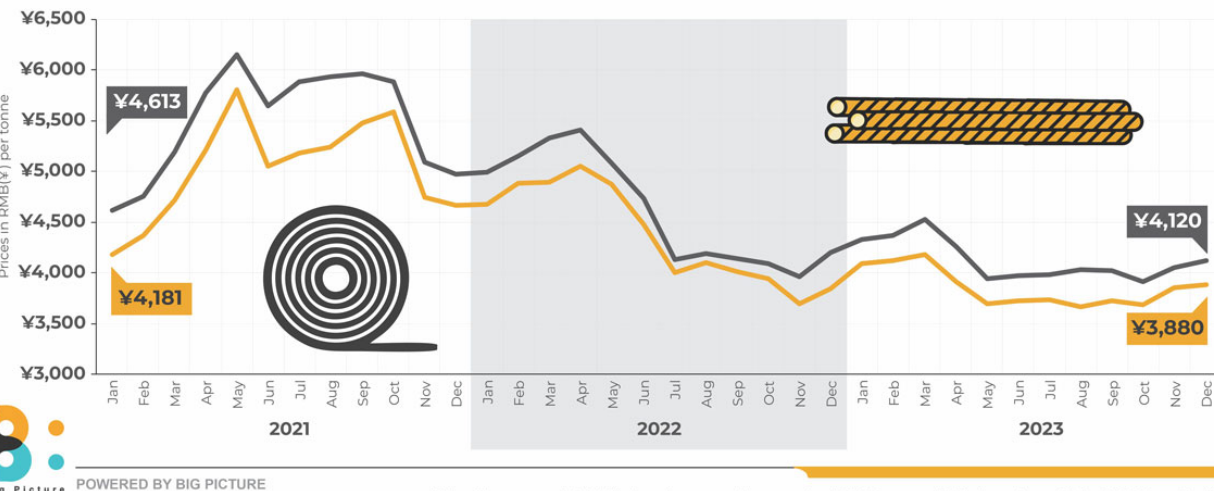
Global steel prices showed a marked uptrend in December 2023 m-o-m. Data maintained with SteelMint reveals Fe62% iron ore fines CFR China and premium HCC coking coal from Australia CFR India rose \$6/t and \$5/t to \$136/t and \$344/t respectively. Chinese HRC offers upped 4% or \$22/t to \$575/t. Japanese...

[Read More](#)

## China's Monthly HRC & Rebar Price Trend (Jan'21-Dec'23)



## China's Rebar Output, Demand to Fall in '24



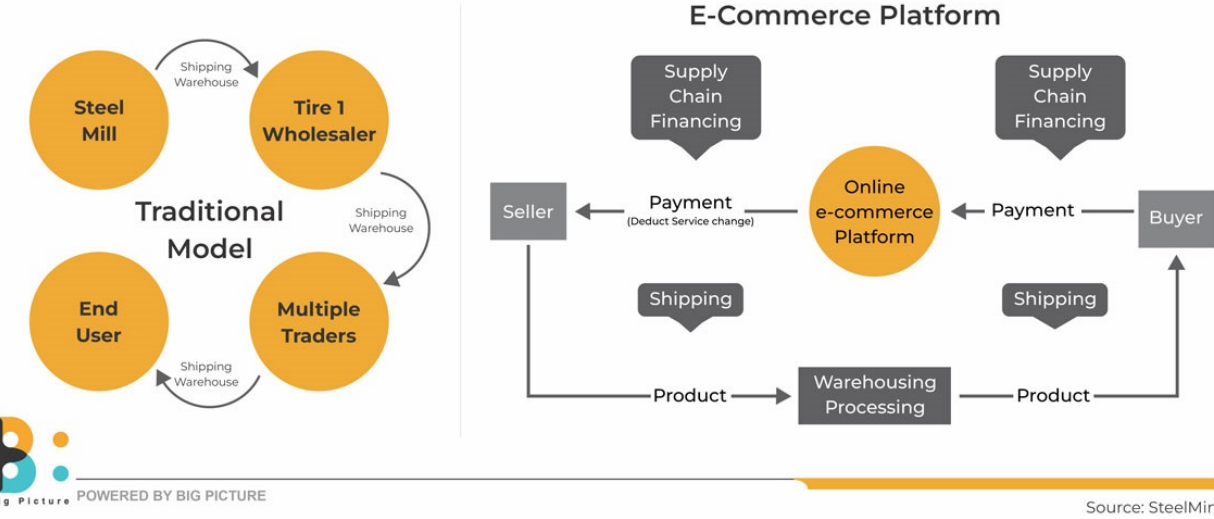
Both production and demand of rebars across China are expected to show on-year declines this year falling by 2% and 2.4% respectively from last year to reach 251 million tonnes and 249 million tonnes according to Mysteel's newly-published forecast for the long product sector for 2024. The contraction in demand...

[Read More](#)

## China's E-Commerce Model



## China's E-Commerce Model



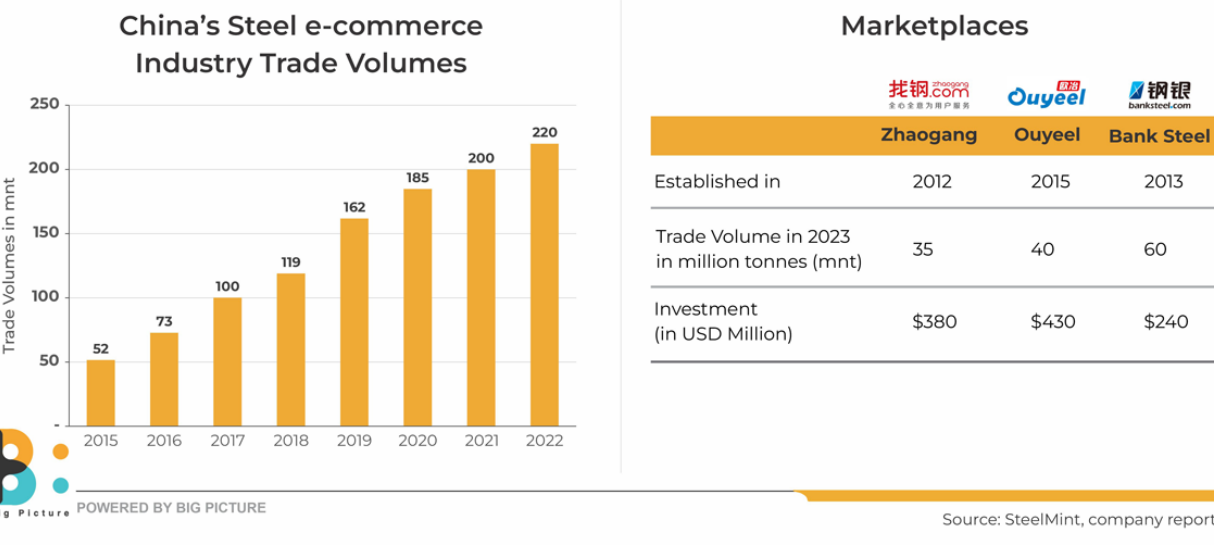
Globally China is the biggest e-commerce market in steel. The total online trading volumes represent ~25% of total steel sales in China. The online steel trade in China has grown around four-fold since 2015 - from 51 million tonnes (mnt) to almost 200 mnt in 2021 and 220 mnt in...

[Read More](#)

## China's online steel trade rises four-folds since 2015



## China's Online Steel Trade Rises Four-fold Since 2015



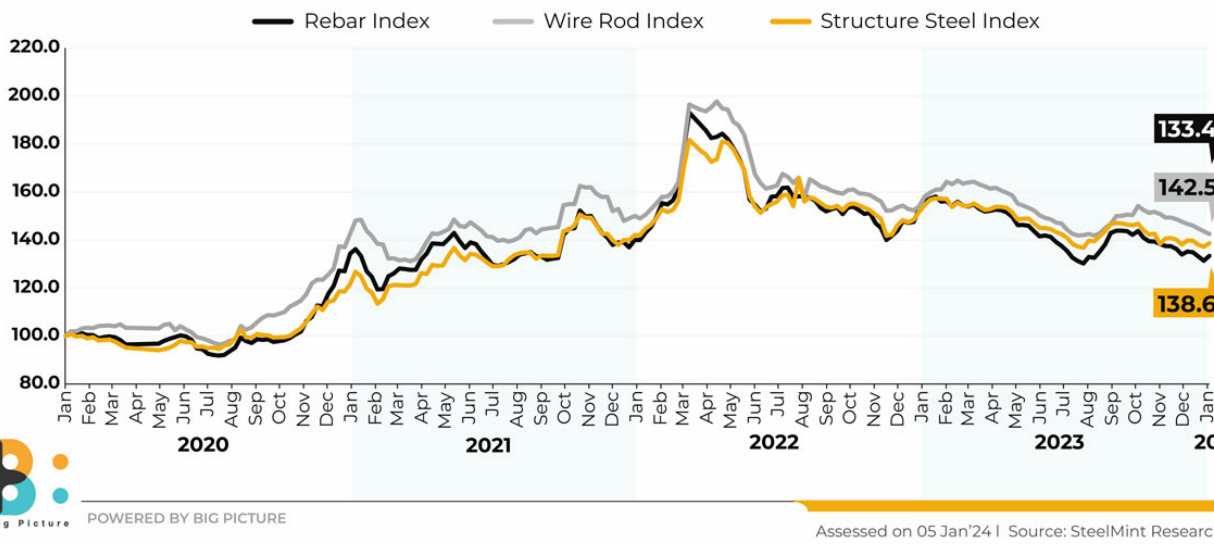
Globally China is the biggest e-commerce market in steel. The total online trading volumes represent ~25% of total steel sales in China. The online steel trade in China has grown around four-fold since 2015 - from 51 million tonnes (mnt) to almost 200 mnt in 2021 and 220 mnt in...

[Read More](#)

## India Steel Long Indices: Weekly



## India Long Steel Composite Index



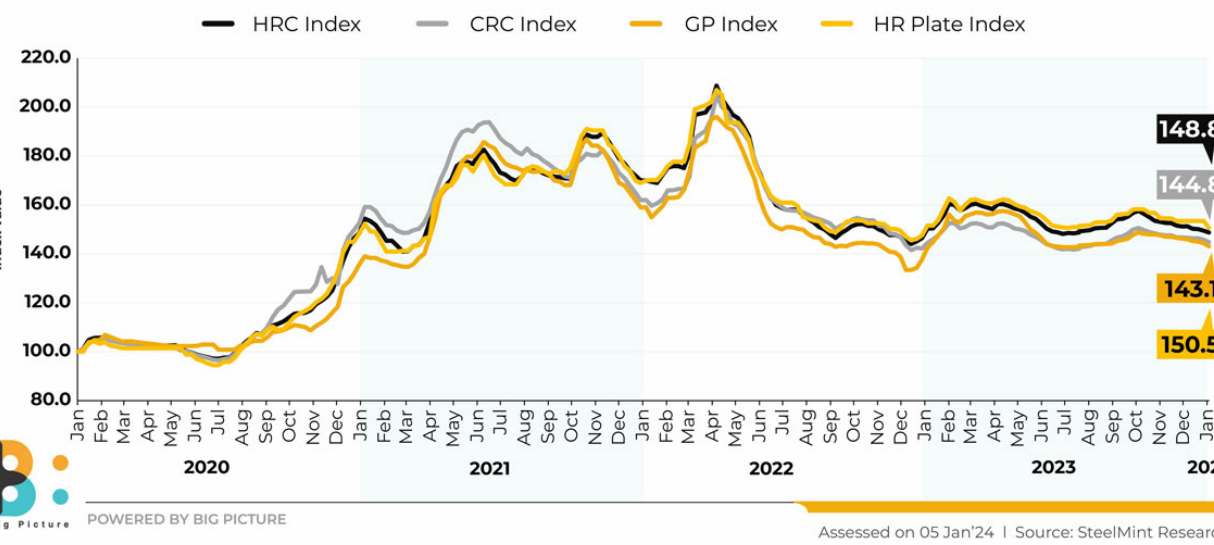
India Long Steel Composite Index which kept the mother index slightly supported by rising almost 1% 136.30 (135.10). India's induction furnace (IF)-route finished long steel prices witnessed an uptick w-o-w by up to INR 1 300/tonne(t) across markets. Improved trading activities lifted price sentiments which prompted sellers to hike offers...

[Read More](#)

## India Flat Steel Indices: Weekly



## India Steel Flat Indices: Weekly



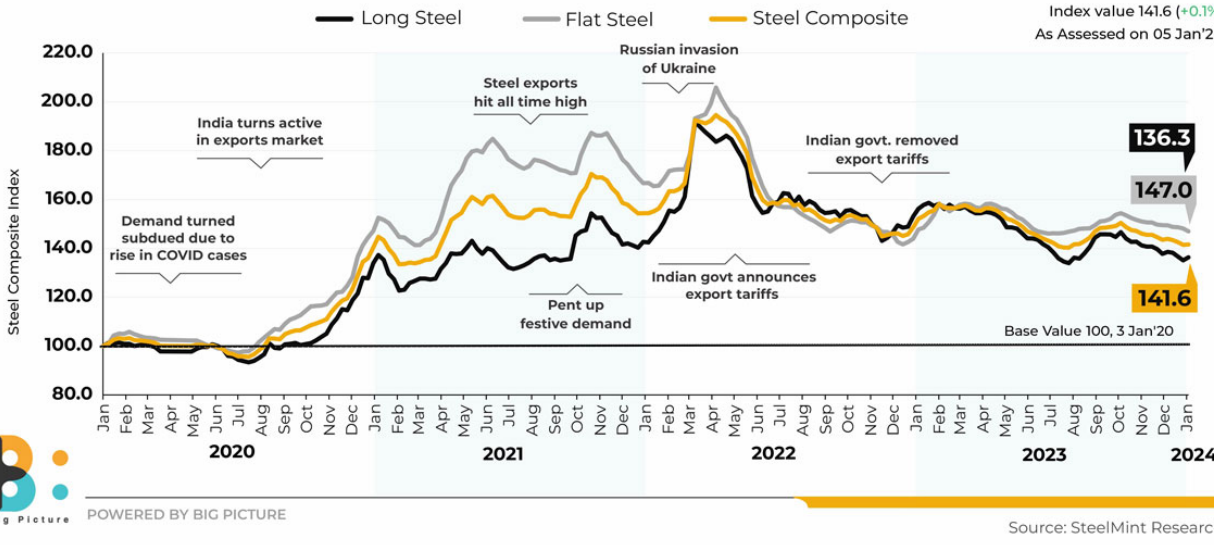
Mills' raise flats prices buyers cautious: Steel mills started CY 2024 with an increase of INR 500-1 000/t in their flats product prices for January sales. Subsequent to the announcement effective list prices of HRCs (IS2062 Gr- E250 2.5-8mm) stood at around INR 56 500-58 500/t exy-Mumbai and CRCs (IS513...

[Read More](#)

## India Steel Composite Index: Weekly



## India Steel Index Touches 6-month Low. But, Have Prices Bottomed Out?



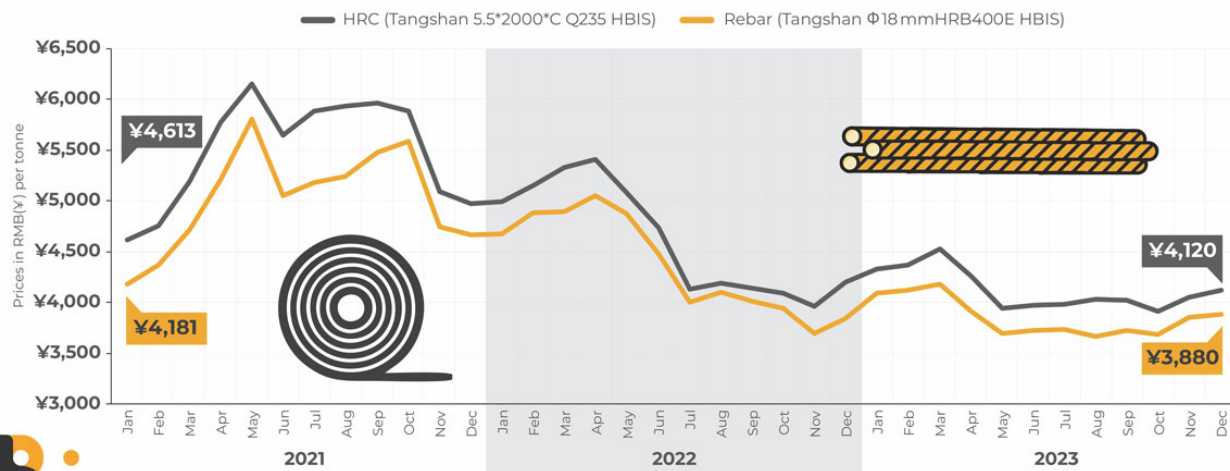
The India Steel Composite Index touched a six-month low last week although on a w-o-w basis it showed some resilience. For the week ended 5 January 2024 it closed up a minuscule 0.1% to 141.6 points - a level last seen on 4 August 2023 -- against the previous week's...

[Read More](#)



## China's Monthly HRC & Rebar Price Trend (Jan'21-Dec'23)

SteelMint®



POWERED BY BIG PICTURE

All above figures are rounded off | All above prices are monthly average prices in RMB(¥) per tonne | Prices last update on 18th Dec 2023 | Source: SteelMint

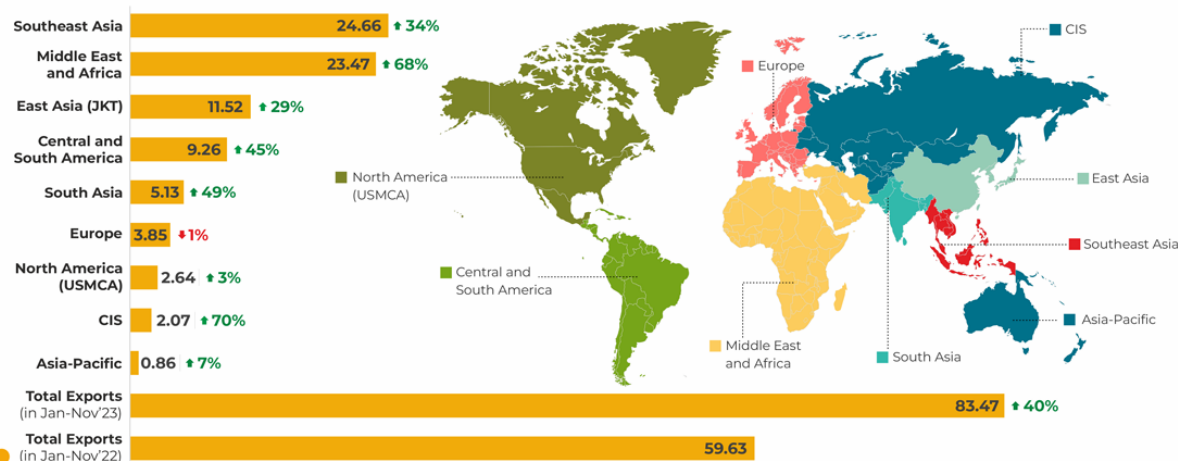
## China's Monthly HRC & Rebar Price Trend (Jan'21-Dec'23)

Chinese steel prices will likely face downward pressure on multiple fronts this month as the mismatch between domestic steel supply and demand is becoming evident according to Mysteel's chief analyst Wang Jianhua. At the same time raw materials prices may retreat he warned in his latest monthly report. Domestic steel...

[Read More](#)

## China's Region-wise Steel Exports in Jan-Nov'23

SteelMint®



POWERED BY BIG PICTURE

USMCA: United States-Mexico-Canada Agreement, CIS: Commonwealth of Independent States, JKT: Japan, South Korea, Taiwan  
All above figures are rounded off | Quantity in million tonnes (mnt) | % change in year-on-year (y-o-y) | Source: China Customs, SteelMint

## China's Steel Exports Rise by 40% y-o-y in Jan-Nov'23

China's steel exports in January-November 2023 (11MCY'23) reached 83.4 million tonnes (mnt) as per latest data available with SteelMint a sharp increase of 40% y-o-y compared to around 60 mnt in 11MCY'22. Exports rose to a 7-year high in CY'23 mainly because of low prices of Chinese steel products compared...

[Read More](#)

DATA IS OUR DNA