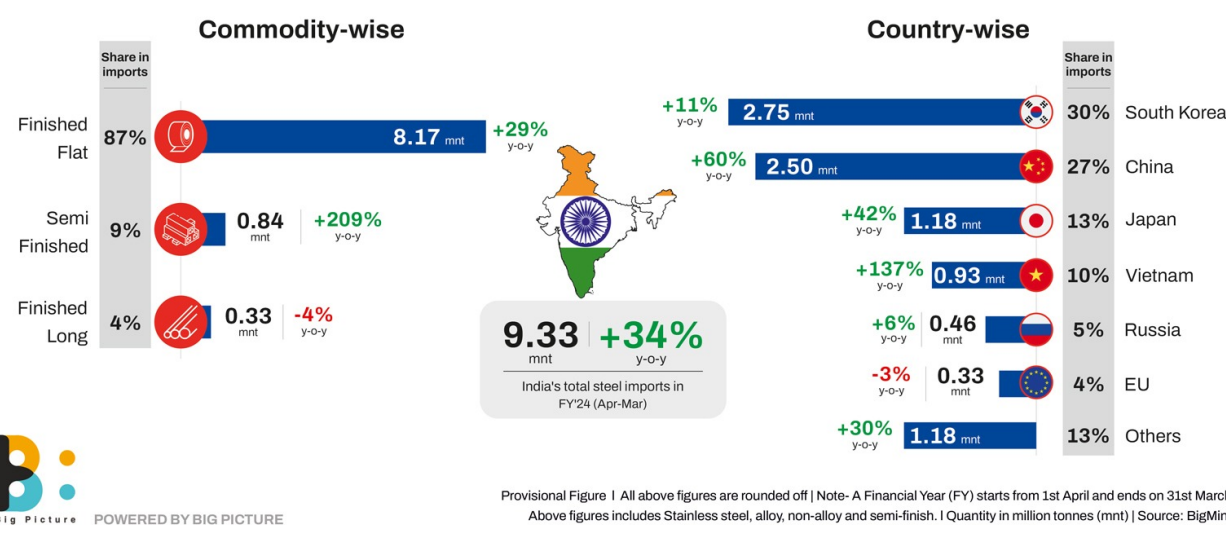


# News Highlights

Week 15, 2024

## India's steel imports up 34% y-o-y in FY'24 (Apr-Mar)

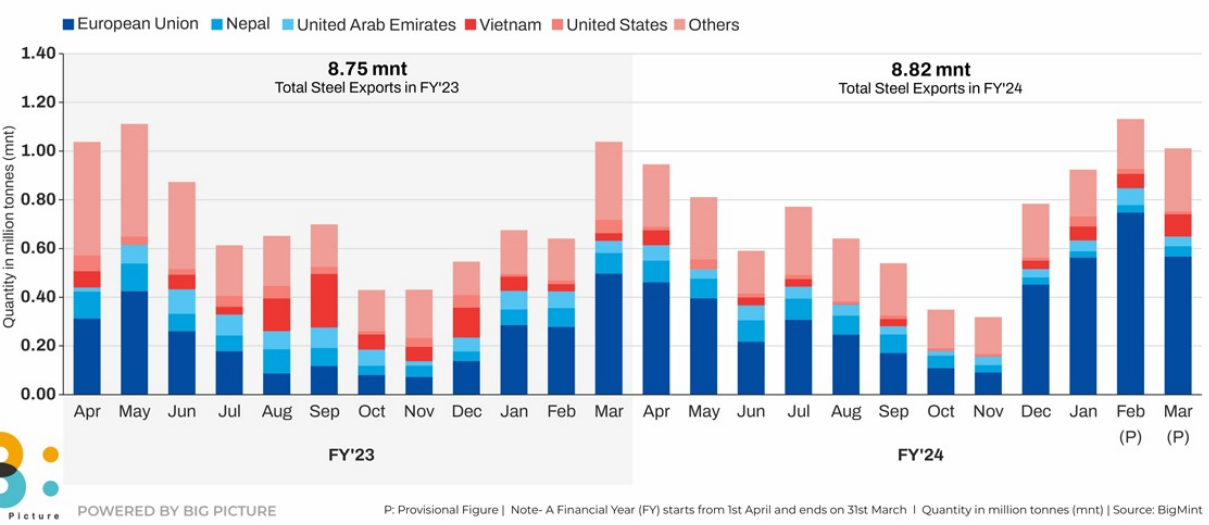


## India's steel imports up 34% y-o-y in FY'24 (Apr-Mar)

India's steel imports have been grabbing considerable attention for the past one year or so because of their ensuing negative impact on domestic sales. Imports showed a healthy 34% increase to 9.33 million tonnes (mnt) in financial year 2023-24 (FY'24) against 6.94 mnt in FY'23 reveals data maintained with BigMint...

[Read more](#)

## India's country-wise steel exports in FY'24

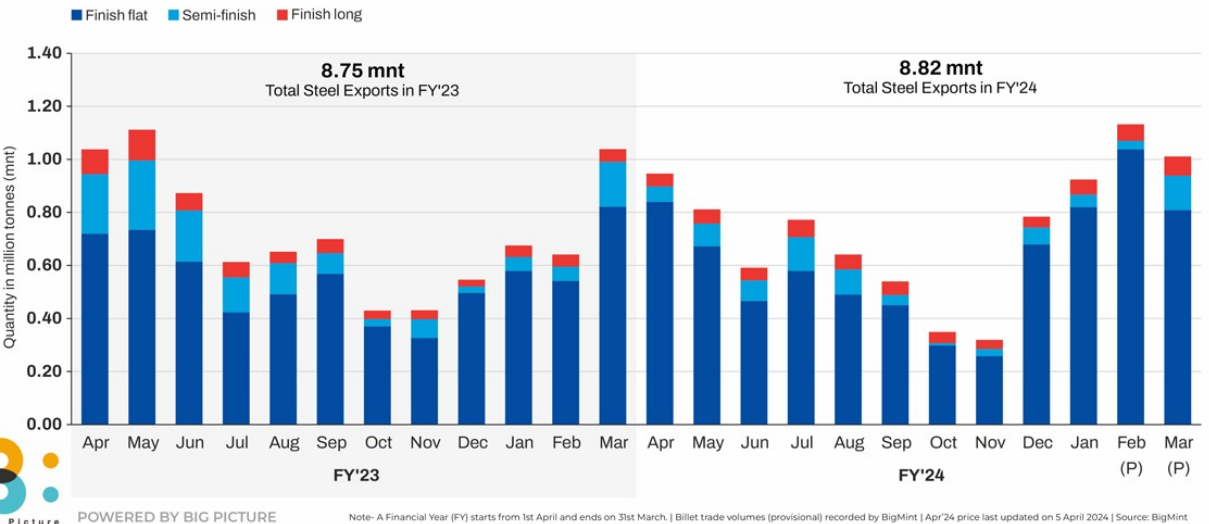


## India's country-wise steel exports in FY'24

India's steel exports were a bit of a no-show in financial year 2023-24 (FY'24). Volumes rose a marginal 1% to 8.82 million tonnes (mnt) against 8.75 mnt in FY'23 reveals data maintained with BigMint. Europe continued to lead the exports charts in FY'24 with a 59% increase to 4.33 mnt...

[Read more](#)

## India's commodity-wise steel exports in FY'24

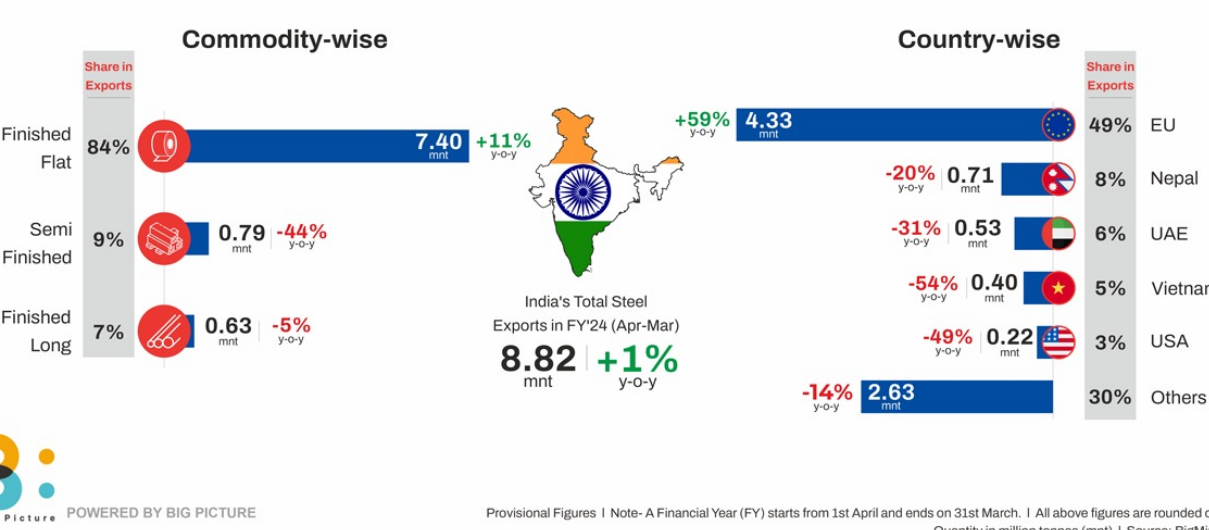


## India's commodity-wise steel exports in FY'24

India's steel exports were a bit of a no-show in financial year 2023-24 (FY'24). Volumes rose a marginal 1% to 8.82 million tonnes (mnt) against 8.75 mnt in FY'23 reveals data maintained with BigMint. Finished flats which traditionally comprise the major portion of exports hogged the limelight in FY'24 as...

[Read more](#)

## India's steel exports up 1% y-o-y in FY'24 (Apr-Mar)

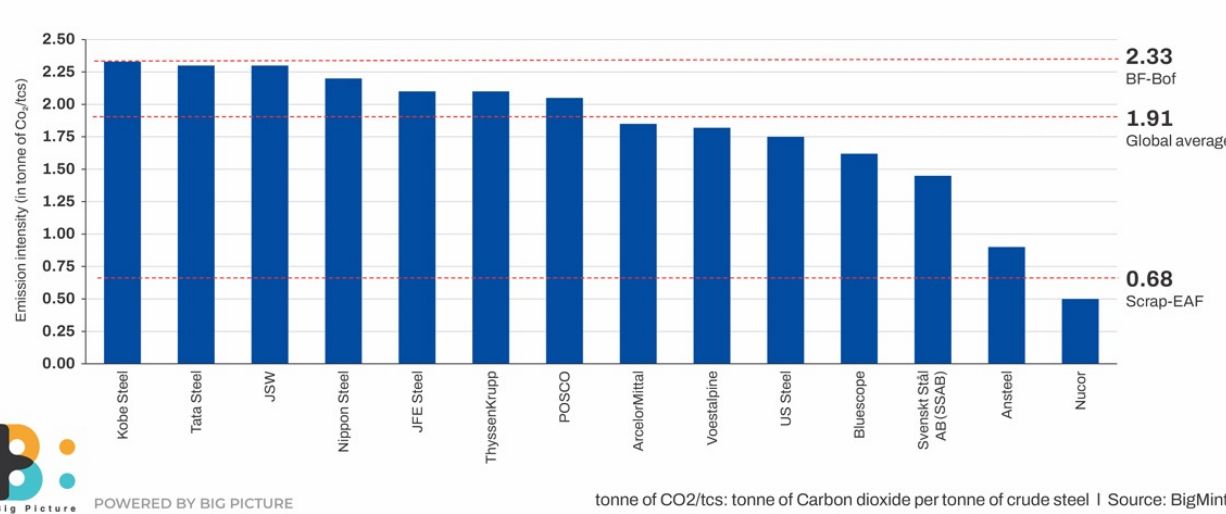


## India's Steel Exports up 1% y-o-y in FY'24 (Apr-Mar)

India's steel exports were a bit of a no-show in financial year 2023-24 (FY'24). Volumes rose a marginal 1% to 8.82 million tonnes (mnt) against 8.75 mnt in FY'23 reveals data maintained with BigMint. Finished flats which traditionally comprise the major portion of exports hogged the limelight in FY'24 as...

[Read more](#)

## Top global steelmakers' CO2 emissions intensity

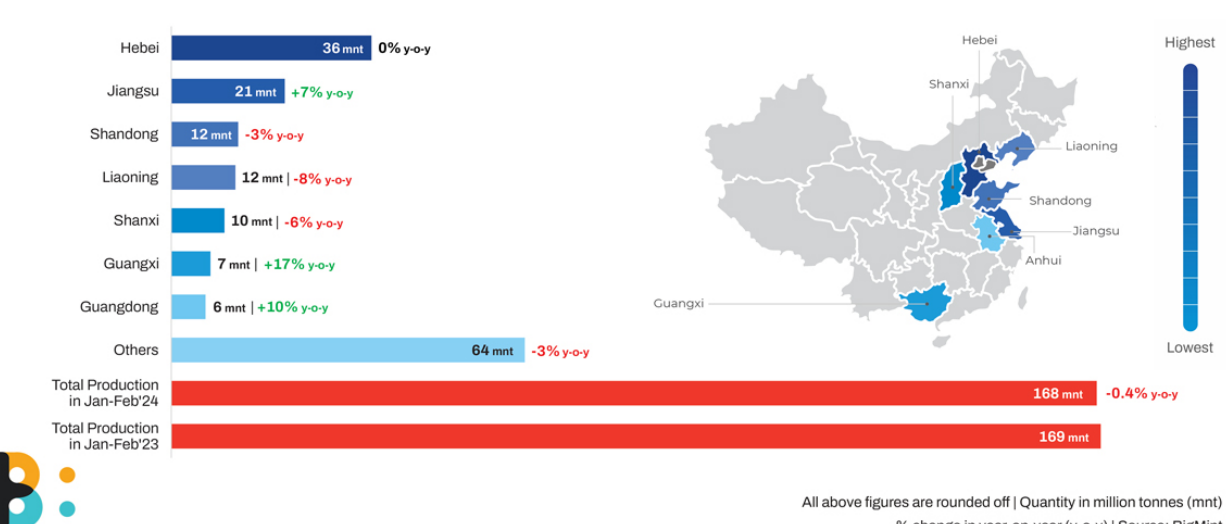


## Top global steelmakers CO2 emissions intensity

The average carbon emissions intensity of leading global steel producers as per data collated by BigMint is a tell-tale sign of the inherent structural difficulties involved in steel industry decarbonisation. Data reveal while steel companies in Japan India and China - countries with a high share of BF-BOF steel production...

[Read more](#)

## China's top-7 crude steel producing provinces in 2M 2024 (Jan-Feb)

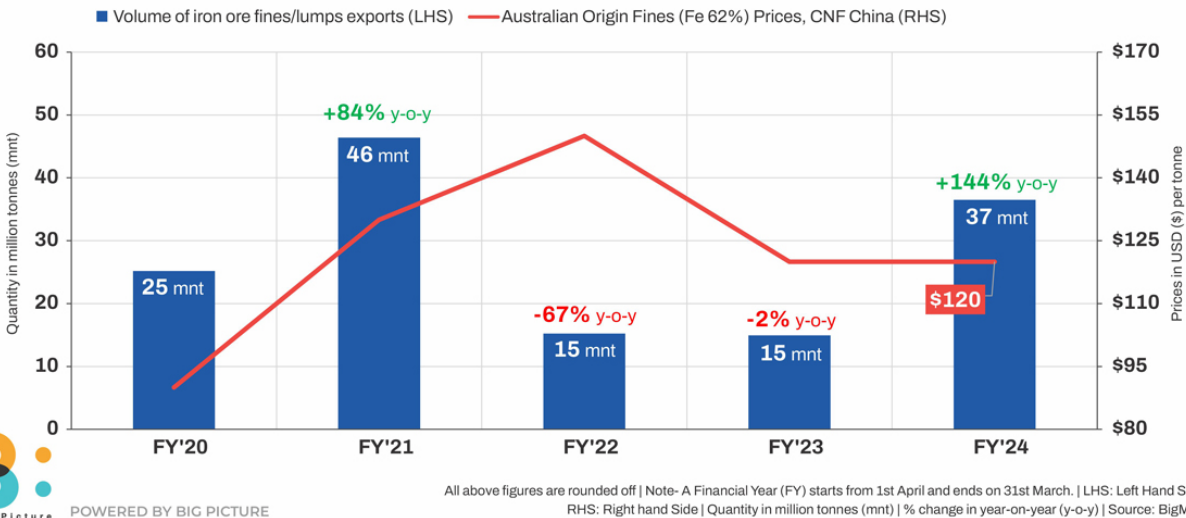


## China's key steel-producing provinces' output dips marginally in Jan-Feb amid squeezed margins

China's Hebei province the largest producer of steel showed a flat growth in the January-February 2024 period while three of the country's top seven crude steel-producing provinces recorded a y-o-y drop in this period. Total volumes dipped a marginal 0.4% in these two months to 168 million tonnes (mnt) against...

[Read more](#)

### India's iron ore exports and global price trend (FY'20-FY'24)

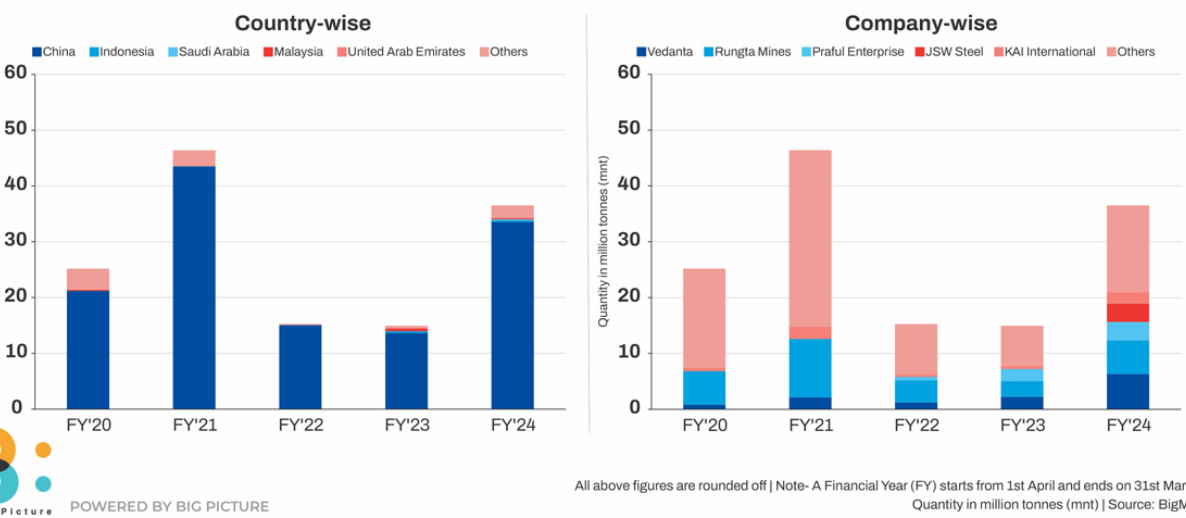


### India's iron ore exports and global price trend (FY'20-FY'24)

India's exports of iron ore fines and lump hit a three-year high of 36.5 million tonnes (mnt) in FY'24 compared with around 15 mnt in FY'23 - an increase of about 145% y-o-y as per latest data available with BigMint. Exports of iron ore pellets likewise increased nearly 80% y-o-y...

[Read more](#)

### India's country & company-wise iron ore fines/lumps exports (FY'20-FY'24)

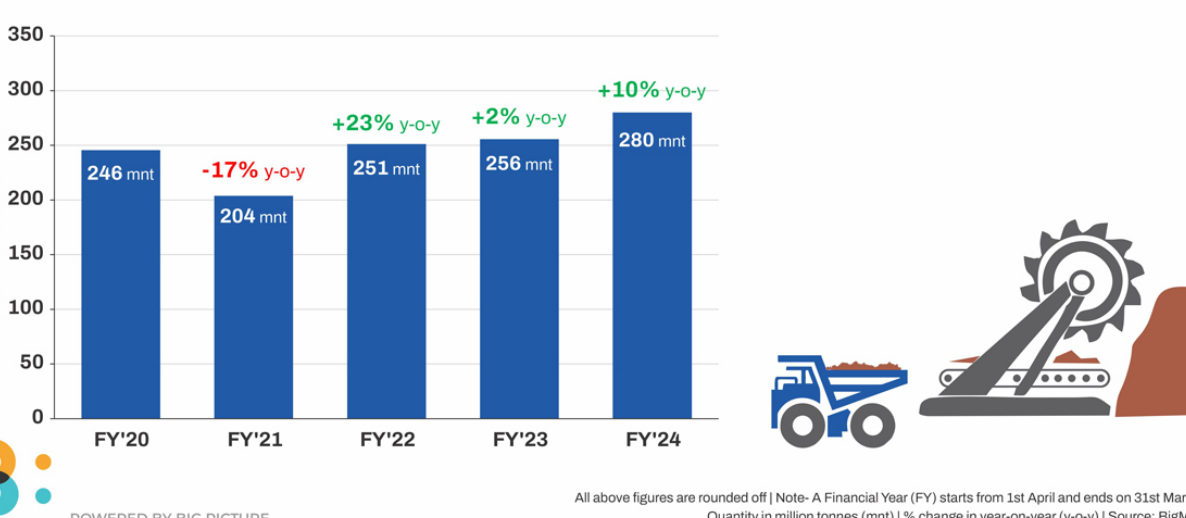


### India's country and company-wise iron ore fines/lumps exports (FY'20-FY'24)

India's exports of iron ore fines and lump hit a three-year high of 36.5 million tonnes (mnt) in FY'24 compared with around 15 mnt in FY'23 - an increase of about 145% y-o-y as per latest data available with BigMint. Exports of iron ore pellets likewise increased nearly 80% y-o-y...

[Read more](#)

### India's iron ore production (FY'20-FY'24)

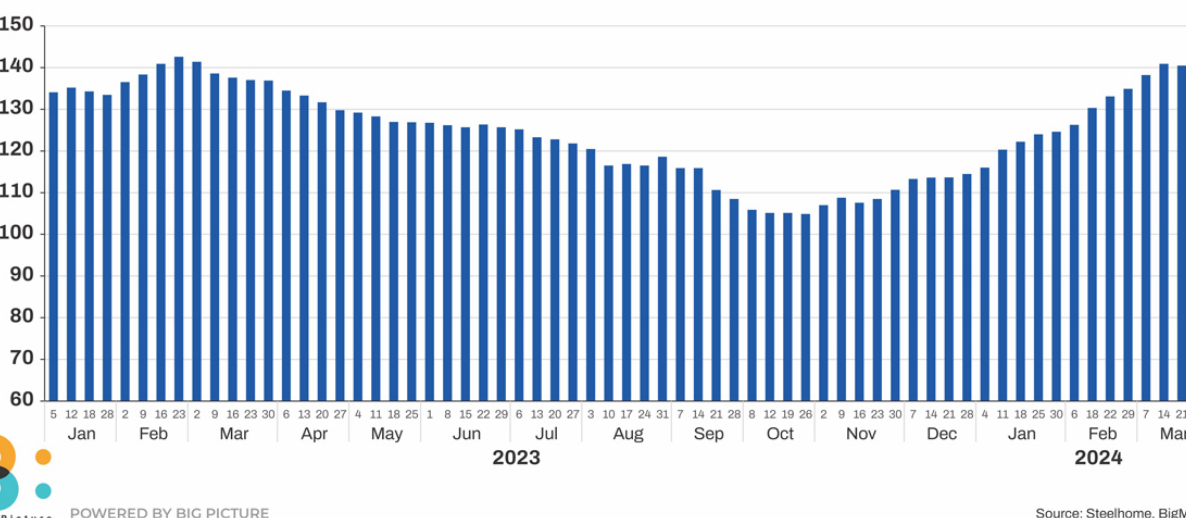


### India's Iron Ore Production (FY'20-FY'24)

India's iron ore production in the just-concluded fiscal year stood at around 280 mnt an all-time high. Production increased by around 10% y-o-y. In the event of higher domestic iron ore production the availability for exports too increased. As more new mines come online the availability of ore for exports...

[Read more](#)

### China's iron ore inventory at major ports (Jan'23-Mar'24)

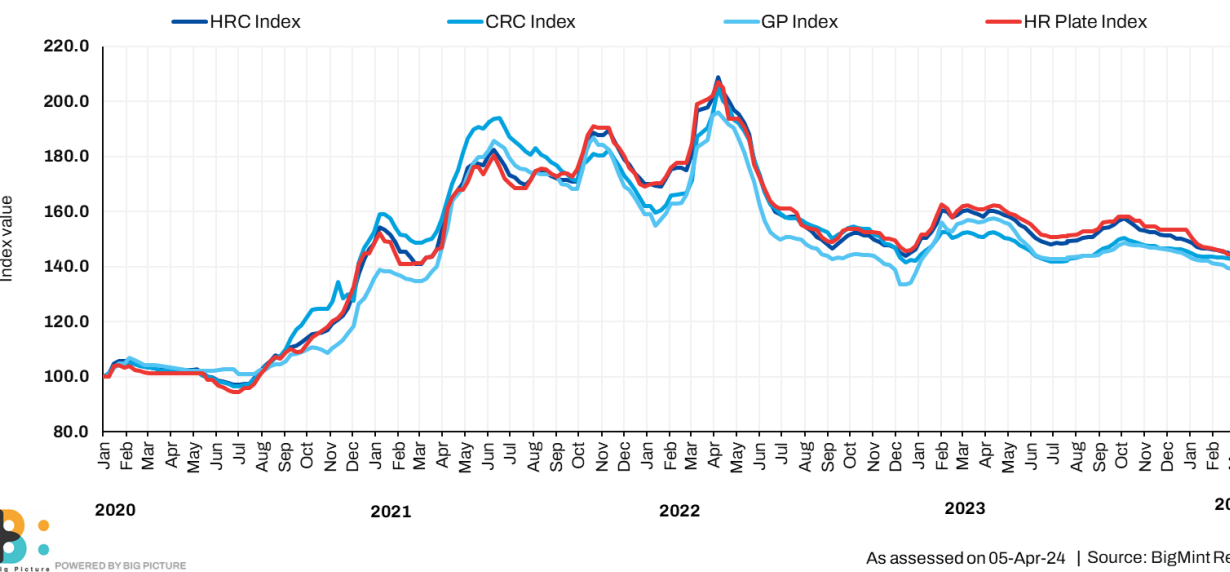


### China's iron ore inventory at major ports (Jan'23-Mar'24)

The Chinese authorities are mulling a cap on steel production which if implemented in letter and spirit could curb China's appetite for seaborne iron ore in general even as demand remains not-too-strong amid weak property sector sentiments. Also as per data stocks of iron ore at Chinese ports stood at...

[Read more](#)

### India flat steel composite index down 0.6% w-o-w

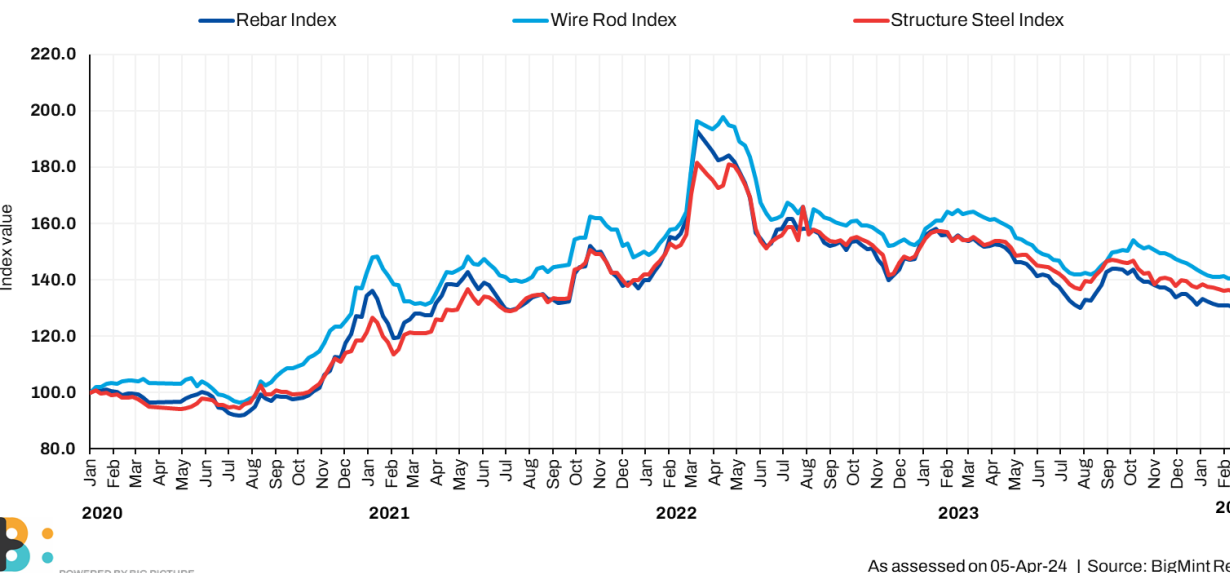


### India flat steel composite index down 0.6% w-o-w

The BigMint India HRC export index (for the Middle East and Vietnam) fell by \$8/t w-o-w to \$567/t FOB east coast India. Prices dropped amid sluggish global market sentiments and slow trade activities. China's Shanghai Futures Exchange (SHFE) declined sharply by RMB 94/t (\$13/t w-o-w while Vietnamese steel major Hoa...

[Read more](#)

### India long steel composite index up 4% w-o-w

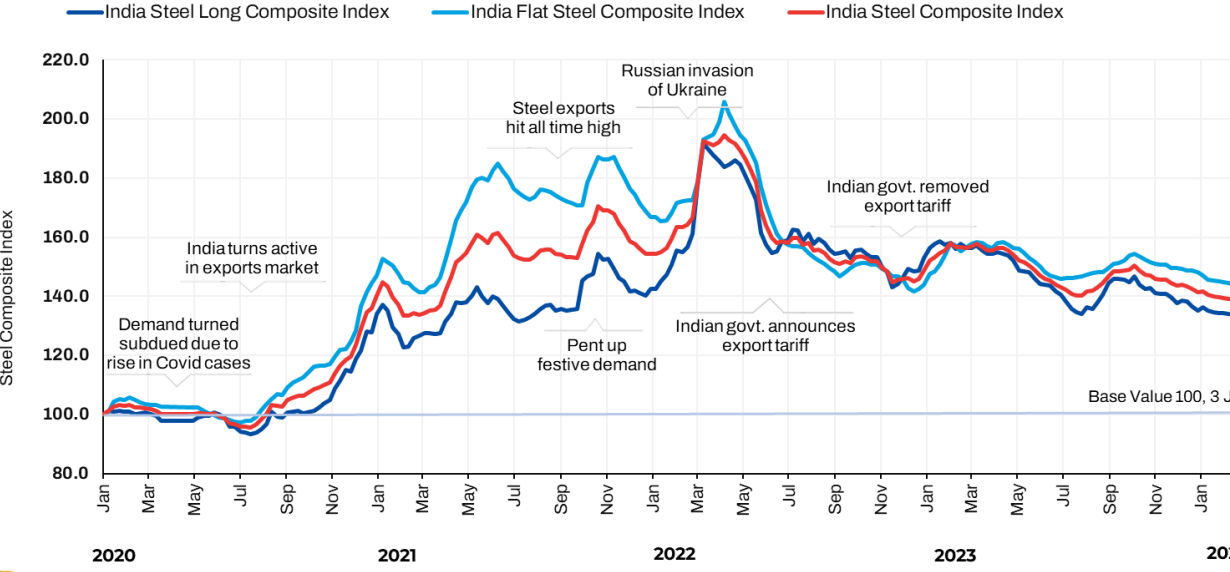


### India long steel composite index up 4% w-o-w

Longs were significantly aided by a spurt in demand and rise in raw material prices especially in the induction furnace (IF) space. Prices of IF-grade rebar increased by around INR 1 000-3 900/t (\$12-47/t) across regions amid improved demand and cost push from raw materials like billets and sponge iron...

[Read more](#)

### India steel composite index up 1.7% w-o-w



### India steel composite index up 1.7% w-o-w

Morning Brief: Breaking out of months of range-bound movements the BigMint India steel composite index rose to over a year high of 1.7% w-o-w closing on 6 April at 139.8 points (137.5 points). Similar levels were last seen on 3 February 2023. Longs fared slightly better although the flat steel...

[Read more](#)

# Upcoming events



Formerly SteelMint / CoalMint

Presents



14th – 15th May 2024

## 4<sup>th</sup> Bangladesh International Trade Summit

STEEL • SCRAP • CEMENT • POWER

14th – 15th May 2024

Hotel Pan Pacific Sonargaon | Dhaka, Bangladesh

Explore More

Download Brochure

Event host & country coordinator, Bangladesh



Knowledge partner

ENERGY & POWER



Formerly SteelMint / CoalMint

7th Indian  
**IRON ORE & PELLETS**  
Summit

6th Indian  
**DRI & STEEL**  
Conference

4th India  
**COAL OUTLOOK**  
Conference

22-23 August 2024

The Leela Ambience Gurugram, Haryana, India

Register Now